

# Introduction to 5E Inquiry Toys

In front of you, there are “toys.” As you play with your toys, select one and think about a “toy property” you can investigate.

---

## Brainstorm - Engage

Things I could change or vary:  
*(place sticky notes in squares below)*

--	--

--	--

Things I could measure or observe:

--	--

--	--

## Choosing Variables - Explore

I will change:

--

I will measure:

--

I will keep these things the same (so that it is fair):

--

--

--

--

--

--

# Asking a Question - Explore (continued)

## PREDICTION

When I change:

What I change
---------------

What will happen to:

What I measure
----------------

What is the question that you are trying to answer?

What do you already know about this?

What is your prediction about what will happen?

# Data Chart - Explore cont.

What I Changed

--


What I Measured

--


## Record Your Data

When this was changed as noted below:	I measured this as the result:


# Graph Your Results - Explore cont.



What I Measured



What I Changed



# Finding Patterns in Results - *Explain*

(Use chart and graph from Explore section to support your explanations)

What happened to

What I Measured

When I changed

What I Changed

**CONCLUSION:**

## *Extend*

The next thing that I want to know is

What I will change

What I will measure